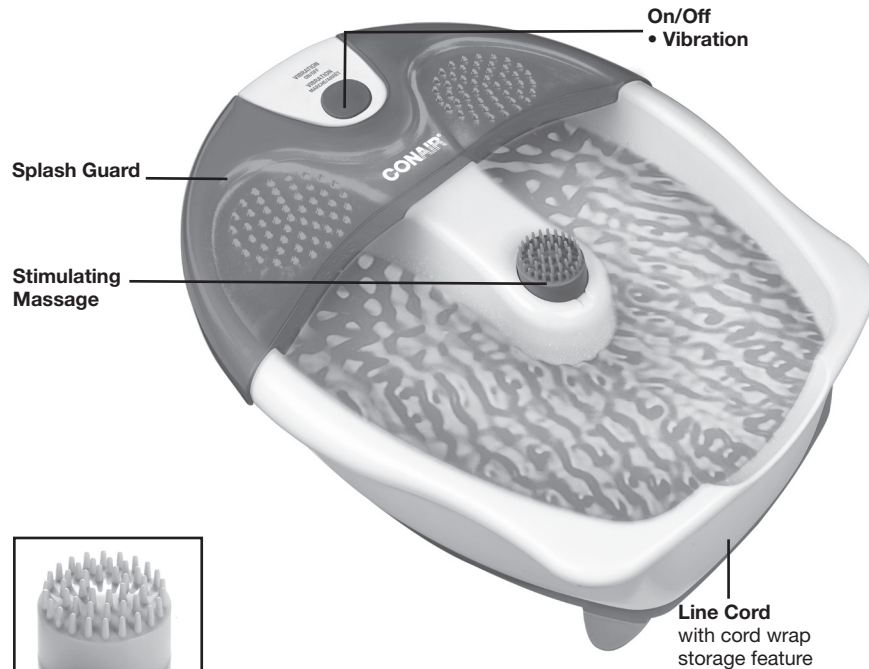


## FEATURES

- 1) Vibration
- 2) 1 attachment for additional massaging
- 3) Over 150 stimulating massage nodes
- 4) Line cord



**1 Attachment**  
Stimulating Massage Attachment

## LIMITED ONE YEAR WARRANTY (CANADA ONLY)

Conair® will repair or replace (at our option) your unit free of charge for 12 months from the date of purchase if the appliance is defective in workmanship or materials.

To obtain service under this warranty, return the defective product to the service centre listed below, together with your purchase receipt. In the absence of a purchase receipt, the warranty period shall be 12 months from the date of manufacture.

**ANY IMPLIED WARRANTIES, OBLIGATIONS OR LIABILITIES, INCLUDING BUT NOT LIMITED TO THE IMPLIED WARRANTY OF MERCHANTABILITY AND FITNESS FOR A PARTICULAR PURPOSE, SHALL BE LIMITED IN DURATION TO THE 12 MONTH DURATION OF THIS WRITTEN, LIMITED WARRANTY.**

**IN NO EVENT SHALL CONAIR BE LIABLE FOR ANY SPECIAL, INCIDENTAL, OR CONSEQUENTIAL DAMAGES FOR BREACH OF THIS OR ANY OTHER WARRANTY, EXPRESS OR IMPLIED, WHATSOEVER.**

This warranty gives you specific legal rights, and you may also have other rights, which vary from province to province.




### SERVICE CENTRE:

Conair Consumer Products ULC  
Service Department  
100 Conair Parkway  
Woodbridge, Ontario L4H 0L2  
For more information on any Conair products call:  
1-855-926-6247  
Visit our website: [www.conaircanada.ca](http://www.conaircanada.ca)  
Consumer Call Centre Email: [Consumer\\_Canada@Conair.com](mailto:Consumer_Canada@Conair.com)  
©2021 Conair Consumer Products ULC

20CN076968

IB-17151



BODY BENEFITS BY CONAIR®



## HAVE A QUESTION?

*Please do not return this product to the retailer.*

**CALL US FIRST!**

Our customer service and product experts are ready to answer **ALL** your questions.

Please call our **TOLL-FREE** customer service number at :

**1-855-926-6247**

Or visit us online at

**[www.conaircanada.ca](http://www.conaircanada.ca)**

## INSTRUCTION BOOKLET FOR MODEL FB03C-1PKC

For your safety & continued enjoyment of this product, please read instruction booklet prior to using.

# IMPORTANT SAFETY INSTRUCTIONS

When using an electrical appliance, basic precautions should always be followed, including the following: Read and follow all safety instructions before using this appliance.

## **DANGER**— To reduce the risk of electric shock:

- 1) **Always unplug this appliance from the electrical outlet immediately after using and before cleaning.**
- 2) Do not reach for an appliance that has fallen into water. Unplug immediately.
- 3) Do not use while bathing or in a shower.
- 4) Do not place or store appliance where it can fall or be pulled into a tub or sink. Do not place or drop into water or other liquid.

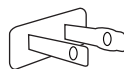
## **WARNING**— To reduce the risk of burns, fire, electric shock, or injury to persons:

- 1) An appliance should never be left unattended when plugged in. Unplug from outlet when not in use, and before putting on or taking off parts.
- 2) Do not handle plug with wet hands.
- 3) Do not operate under blanket or pillow. Excessive heating can occur and cause fire, electric shock, or injury to persons.
- 4) Close supervision is necessary when this appliance is used by, on, or near children, or persons with disabilities or incapacitated persons.
- 5) Use this appliance only for its intended use as described in this manual. Do not use attachments not recommended by Conair.
- 6) Never operate this appliance if it has a damaged cord or plug, if it is not working properly, or if it has been dropped or damaged, or dropped into water. Return the appliance to a Conair Service Centre for examination and repair.
- 7) Do not carry this appliance by supply cord or use cord as a handle.
- 8) Keep the cord away from heated surfaces.
- 9) Never operate the appliance with the air openings blocked. Keep the air openings free of lint, hair and other particles.
- 10) Never drop or insert any object into any opening.
- 11) To disconnect, turn all controls to the off position, then remove plug from the outlet.
- 12) Do not use outdoors.
- 13) Do not operate where aerosol (spray) products are being used or where oxygen is being administered.
- 14) Do not attempt to plug or unplug unit while feet are in the water.
- 15) Do not stand on or in the foot bath. Use only while seated. Place feet in bath and remove feet from bath only while in a seated position.
- 16) Never operate on a soft surface, such as a bed or couch, where air openings may be blocked.

- 17) This appliance is for household use only.
- 18) To prevent scalding, never add boiling or steaming water to the foot bath.

# OPERATING INSTRUCTIONS

To reduce the risk of electric shock, this appliance has a polarized plug (one blade is wider than the other). This plug will fit in a polarized outlet only one way. If the plug does not fit fully in the outlet, reverse the plug. If it still does not fit, contact a qualified electrician to install the proper outlet. Do not change the plug in any way.



This unit has a two-wire double-insulated polarized plug.

## CAUTIONS

- Conair® Massaging Foot Bath should not be used if any of the following cases exist, unless directed by physician: Tuberculosis, diabetes, benign and malignant tumors, hemorrhages, inflammations of the skin, phlebitis and thrombosis, open and fresh wounds, bruises, broken skin or varicose veins, undetermined calf pain, or joint pain.
- Consult your physician, if you have any questions regarding the therapeutic use of this foot bath.
- Do not use before consulting your physician if you are experiencing unexplained pain or swollen muscles, or have any history of serious muscular injury.
- Keep away from children.
- Discontinue use of massager if pain increases or swelling occurs after application.
- If you are pregnant, please consult your physician before using.

## USER/MAINTENANCE INSTRUCTIONS

- 1) Make sure foot bath is in “off” position.
- 2) Place foot bath on floor, fill with warm or cold water and plug into wall outlet. Do not fill above max water level indicator. Never plug or unplug the foot bath while your feet are in water.
- 3) Sit in a chair and place your feet in the water. Never stand in foot bath.
- 4) Position control knob to “off” position after use and disconnect from outlet before emptying water. Pour water out of the footbath from opposite side of the line cord only.
- 5) Press button for ON of vibration.
- 6) Press button again to turn the unit OFF after use and disconnect from outlet before emptying water. Pour water out of footbath from opposite side of the line cord only.
- 7) To store: Unplug the appliance from the outlet. Store in appliance box or a clean, dry place. To avoid breakage, do not wrap the power cord around the unit. Do not hang the unit by the cord.
- 8) This unit has no user-serviceable parts.

# SAVE THESE INSTRUCTIONS

## SERVICING OF DOUBLE-INSULATED PRODUCTS

In a double-insulated product, two systems of insulation are provided instead of grounding. No grounding means is provided on a double-insulated product, nor should a means for grounding be added to the product.



Servicing a double-insulated product requires extreme care and knowledge of the system, and should be done only by qualified service personnel. Replacement parts for a double-insulated product must be identical to the parts they replace. A double-insulated product is marked with the words “DOUBLE INSULATION” or “DOUBLE INSULATED.” This symbol (square with a square) may also be marked on the product.

## RECOMMENDED MASSAGING TIMES

Generally, massage should not last longer than 10-15 minutes. Treatment may be applied once or twice daily as desired. Allow unit to cool before using again. As a person’s metabolism varies, so does his or her response to massage. You will soon adjust your massage time to suit your needs and personal comfort. If you have any concerns regarding treatment, we recommend you consult your physician.